




Purchasers Business Group on Health Primary Care Payment Reform Virtual Summit

**This is the Moment for Businesses to Join Forces with the Public
to Address Health Care Pricing Abuses**

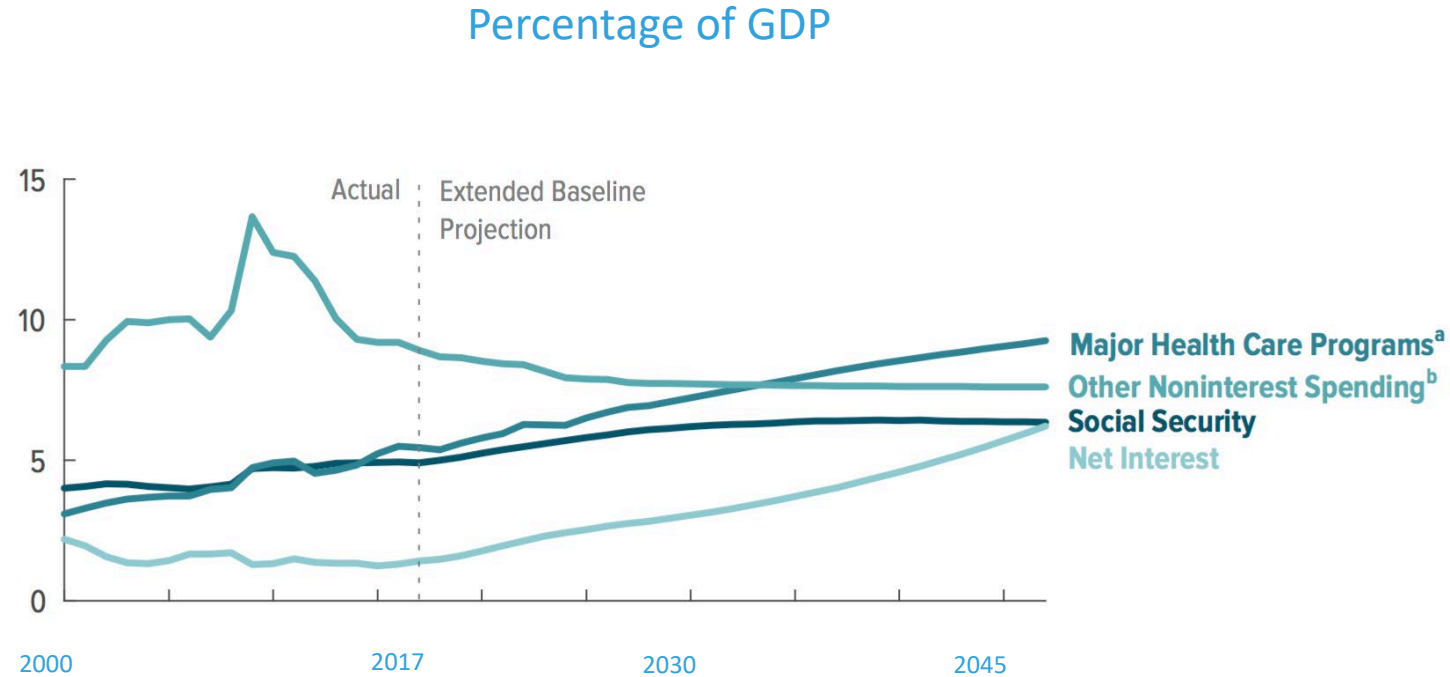
September 30, 2021
Frederick Isasi, J.D. MPH
Executive Director



*Our vision is a nation where the best health and health care
are equally accessible and affordable to all*

The Federal Health Care Spending Crisis

Federal Health Care Spending to Consume Larger Portion of Federal Resources



Source: Congressional Budget Office, 2017 Long Term Budget Outlook.

The extended baseline generally reflects current law, following CBO's 10-year baseline budget projections through 2027 and then extending most of the concepts underlying those baseline projections for the rest of the long-term projection period.

GDP = gross domestic product.

a. Consists of spending for Medicare (net of premiums and other offsetting receipts), Medicaid, and the Children's Health Insurance Program, as well as outlays to subsidize health insurance purchased through the marketplaces established under the Affordable Care Act and related spending.

b. Consists of all federal spending other than that for Social Security, the major health care programs, and net interest.

State Health Care Spending Crisis

Medicaid Spending Likely to Outpace Growth in State Tax Revenue

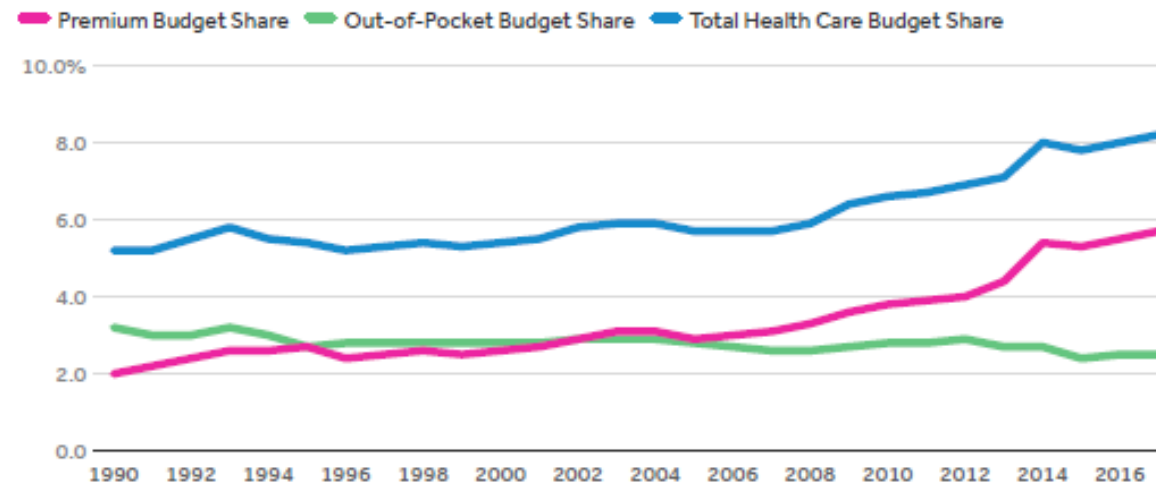
■ CMS state Medicaid spending forecast ■ Avg. state tax growth since 1986 ■ Moody's Analytics state tax revenue forecast



Our Families' Health Care Spending Crisis

Health Care Crowding-out Other Priorities for Families

Average portion of household budget devoted to health (nonelderly families), 1990-2017



Because of questionnaire changes for health insurance, estimates beginning in 2014 are not strictly comparable to prior years.

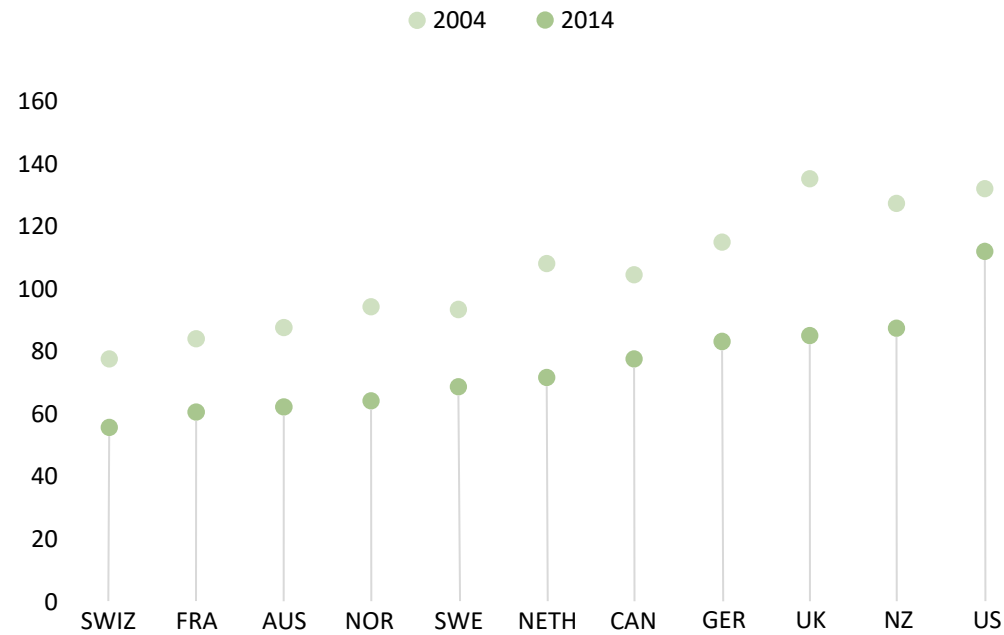
Source: KFF analysis of Consumer Expenditure Survey • Get the data
• PNG

Peterson-KFF
Health System Tracker



For All of this Spending, Quality Lagging...

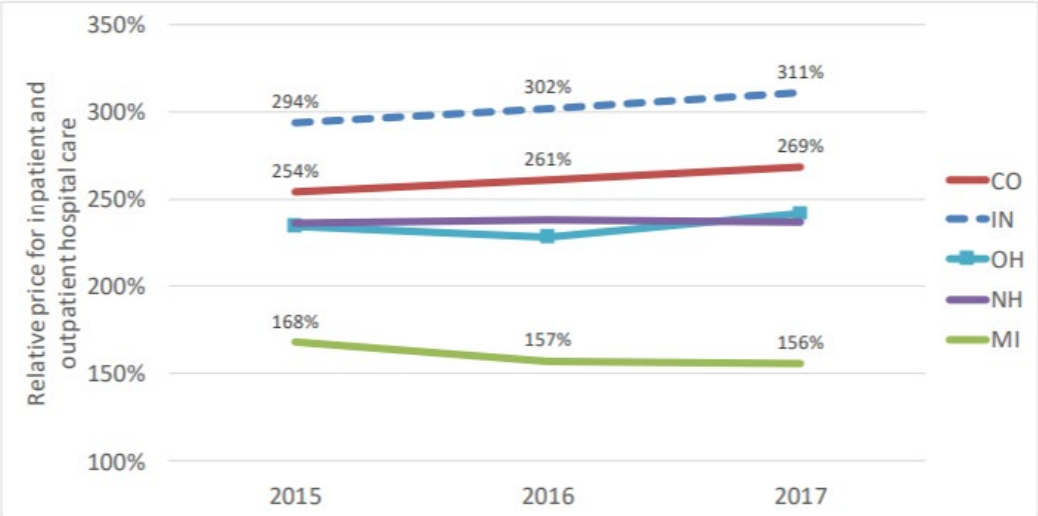
Mortality Amenable to Health Care, 2004 and 2014
Deaths per 100,000 population



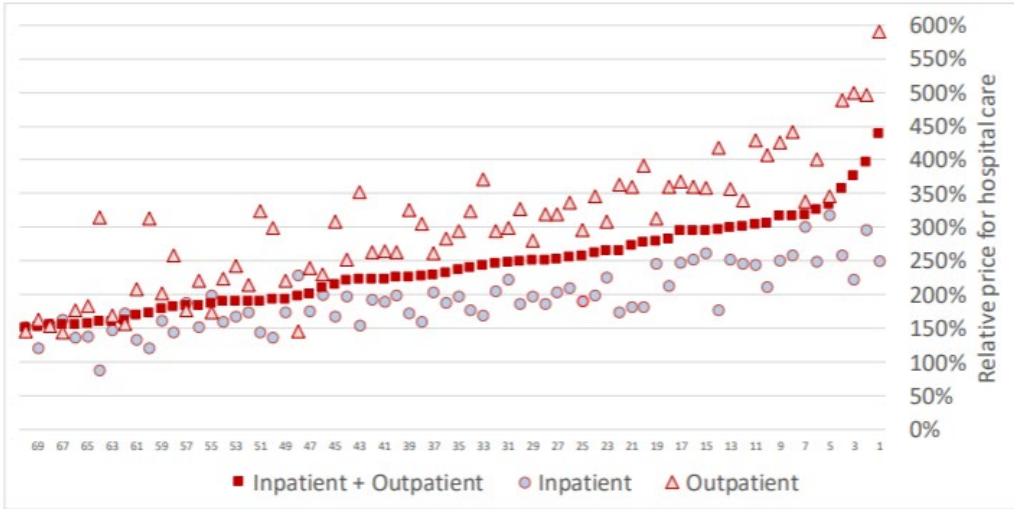
What in the World are Your Health Insurance TPA's Doing for you?

Your Private Payments for Health Care are Out of Control

Trends in Relative Prices for Selected States, 2015–2017



Relative Prices of Hospital Systems in 25 States, 2015–2017



Source: Prices Paid to Hospitals by Private Health Plans Are High Relative to Medicare and Vary Widely. Rand 2019. https://www.rand.org/pubs/research_reports/RR3033.html



*Our vision is a nation where the best health and health care
are equally accessible and affordable to all*



FamiliesUSA.org