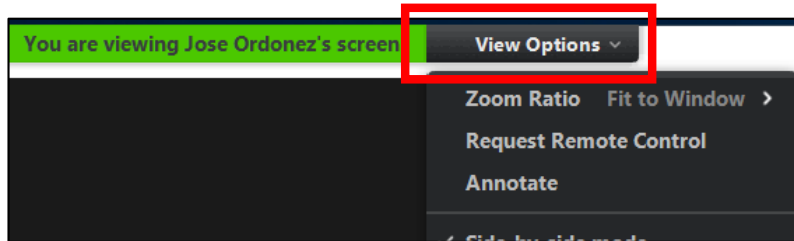

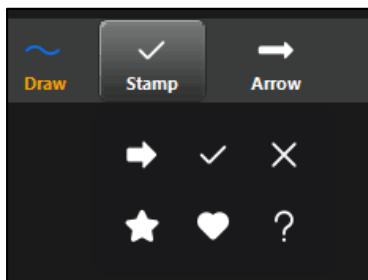
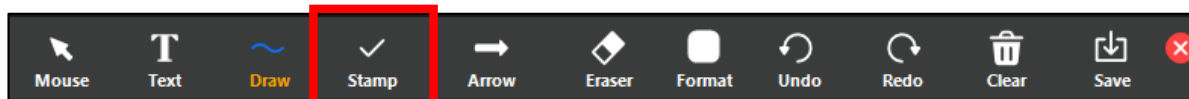


Virtual Dot Voting!




At the top of your screen, select **View Options**, then click on **Annotate**. The following toolbar will appear.

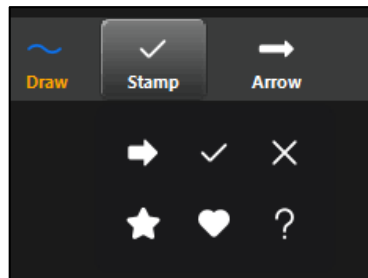
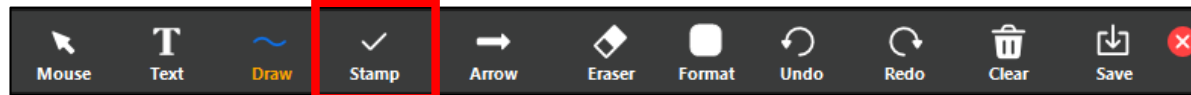


Select **Stamps** to change your shape to place within the voting area

Let's try it!
Place one stamp of your choice in box to right



Virtual Dot Voting! Activity



→ Select Stamps to change your shape to place within the voting area



Activity Instructions

- We will go through three rounds of voting on 3 topics
- Each round, you get three votes

Topics are:

1. Where you are **doing well in** virtual chronic care as an organization
2. Where **you could use improvement** in virtual chronic care as an organization
3. Where you need **outside assistance** in virtual chronic care

